



COMMITTED FOR CHEMISTRY

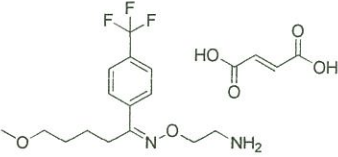


SYNCHEMIA RESEARCH CHEMICAL

Plot No.408, Prakash Industries, 1st Floor, Bhare Phata, Tal- Mulshi, Dist- Pune, Pune-412115, Maharashtra India.

Mob.No - 9404317505 / 7276018915 . Website : <http://www.synchemia.com>

info@synchemia.com | sales@synchemia.com | export@synchemia.com

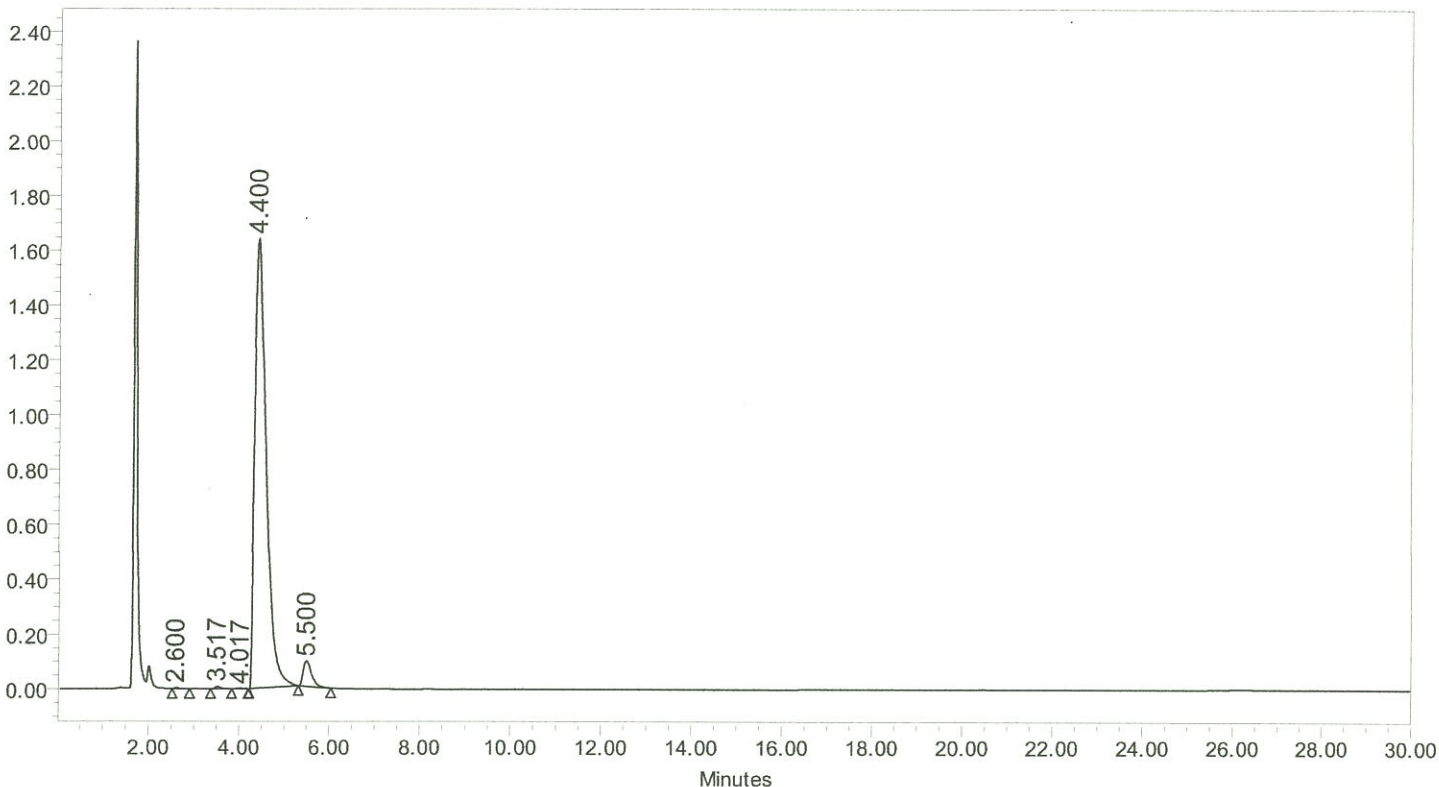
CERTIFICATE OF ANALYSIS

Product Name: Fluvoxamine EP Impurity B (Fumarate Salt)		
CAS NO: NA		
Batch No: SRC-123-PT-114		
Date of Analysis: 12 May 2023		
Retest Date: 12 May 2025		
Catalogue No: SRC-F6004		
Structure		
		
Chemical Name	(Z)-5-methoxy-1-(4-(trifluoromethyl)phenyl)pentan-1-one O-(2-aminoethyl) oxime fumarate	
Molecular Formula	C ₁₅ H ₂₁ F ₃ N ₂ O ₂ : C ₄ H ₄ O ₄	
Molecular Weight	318.3 : 116.0g/mol	
Sr. No.	Test	Result
1)	Description	White Solid
2)	Solubility	Soluble in DMSO, Methanol
3)	Identification	
	1. Mass	Confirm to structure
	2. 1H NMR	Confirm to structure
	3. 13C NMR	Confirm to structure
	4. IR	Confirm to structure
4)	Purity by HPLC	95.71%
5)	Potency Load By TGA	95.51%
Long Term Storage condition		Store at 2 ^o to 8 ^o c
Shipping Condition		Ambient
Note: This is only for Analytical testing purpose, not for Human or Animal Consumption.		
	Signature	Date
Checked By		18/05/2023
Approved By		13/05/2023



SAMPLE INFORMATION

Sample Name:	SRC-123-PT-114	Acquired By:	Nikhil_R
Sample Type:	Unknown	Sample Set Name:	120523_Fluvoxamine_purity
Vial:	1	Acq. Method Set:	Fluvoxamine_Purity_PAD
Injection #:	1	Processing Method:	Fluvoxamine_Purity
Injection Volume:	20.00 ul	Channel Name:	W2996 234.0nm-1.2
Run Time:	30.0 Minutes	Proc. Chnl. Descr.:	W2996 PDA 234.0 nm at 1.2
Date Acquired:	5/12/2023 4:38:23 PM IST	System Name	: RP_QC_HPLC_02
Date Processed:	5/12/2023 5:44:32 PM IST		



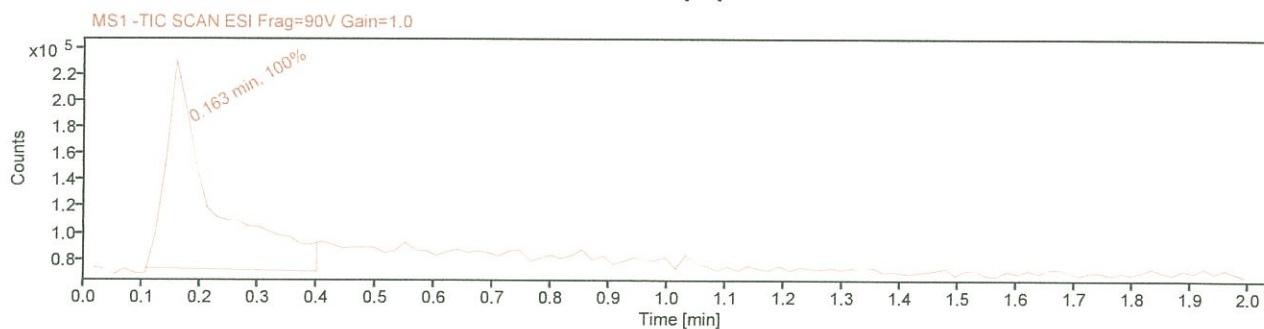
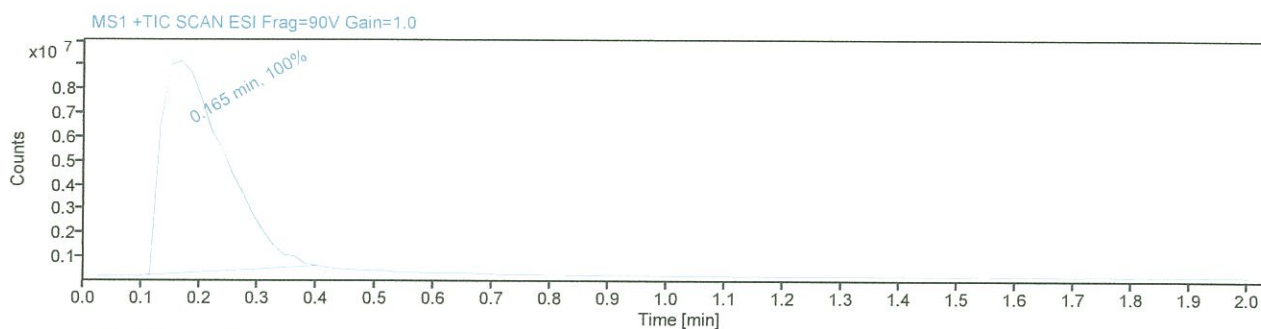
	RT	Area	% Area	Height
1	2.600	23564	0.08	3643
2	3.517	65385	0.22	8469
3	4.017	15635	0.05	1845
4	4.400	29065049	95.71	1642792
5	5.500	1198454	3.95	92222



MASS Report



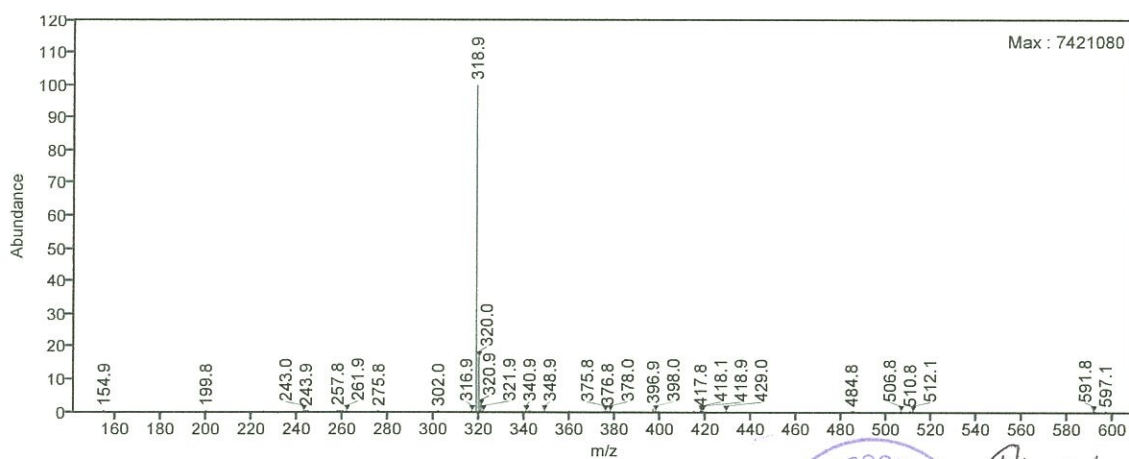
Sequence Name: 2022-12-07 15-22-13+05-30
Data file: SRC-123-PT-114.dx **Project Name:** LCMS
Sample name: SRC-123-PT-114 **Operator:** SYSTEM
Instrument: LCMS **Acquired on:** 2022-12-07 15:23:21+05:30
Inj. volume: 1.200 µL **Location:** 2
Acq. method: MS_01 (0.3mL 100%B)Positive150-600.amx
Processing method: LC_MS Sample Purity_DefaultMethod.pmx




Peak Details (Area Percent at least 1%)

Signal Description: MS1 +TIC SCAN ESI Frag=90V Gain=1.0

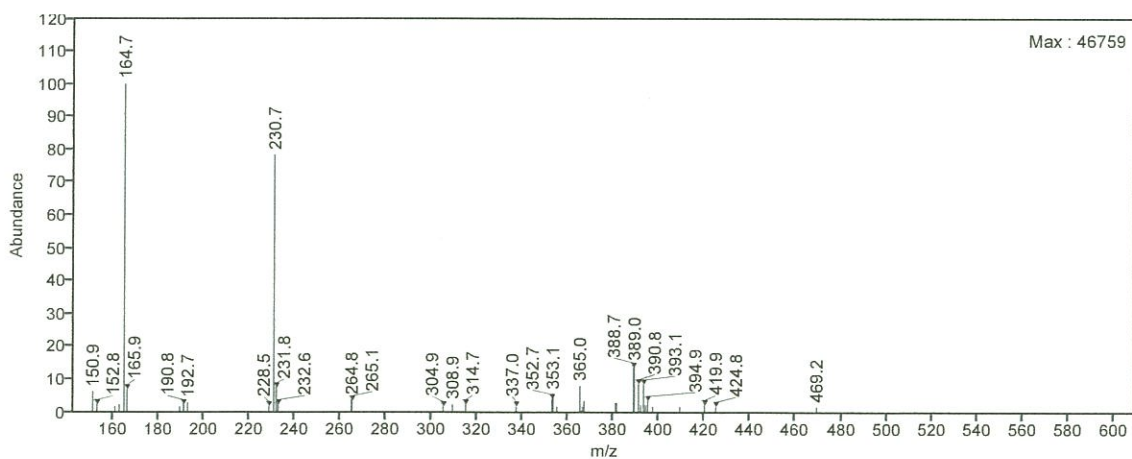
Peak RT: 0.165 min Area %: 100.00%



Signal Description: MS1 -TIC SCAN ESI Frag=90V Gain=1.0



Peak RT: 0.163 min Area %: 100.00%






Current Data Parameters
 NAME QC11221206010
 EXPNO 1
 PROCNO 1

F2 - Acquisition Parameters
 Date_ 20221206
 Time 14.59 h
 INSTRUM spect
 PROBHD Z108618_0828 (zg30
 PULPROG zg30
 TD 65536
 SOLVENT DMSO
 NS 16
 DS 2
 SWH 8012.820 Hz
 FIDRES 0.244532 Hz
 AQ 4.0894465 sec
 RG 195.98
 DW 62.400 usec
 DE 16.75 usec
 TE 0 K
 D1 1.00000000 sec
 TD0 1
 SFO1 400.0904705 MHz
 NUC1 1H
 P0 5.33 usec
 P1 16.00 usec
 PLW1 12.89900017 W


F2 - Processing parameters
 SI 65536
 SF 400.0880050 MHz
 WDW EM
 SSB 0
 LB 0.30 Hz
 GB 0
 PC 1.00





Current Data Parameters
 NAME QC11221206010
 EXPNO 1
 PROCNO 1

7.787
 7.767
 7.717
 7.697



F2 - Acquisition Parameters

Date_ 20221206
 Time 14.59 h
 INSTRUM spect
 PROBHD Z108618_0828 (
 PULPROG zg30
 TD 65536
 SOLVENT DMSO
 NS 16
 DS 2
 SWH 8012.820 Hz
 FIDRES 0.244532 Hz
 AQ 4.0894465 sec
 RG 195.98
 DW 62.400 usec
 DE 16.75 usec
 TE 0 K
 D1 1.00000000 sec
 TD0 1
 SFO1 400.0904705 MHz
 NUC1 1H
 P0 5.33 usec
 P1 16.00 usec
 PLW1 12.89900017 W

Ashwin



F2 - Processing parameters

SI 65536
 SF 400.0880050 MHz
 WDW EM
 SSB 0
 LB 0.30 Hz
 GB 0
 PC 1.00


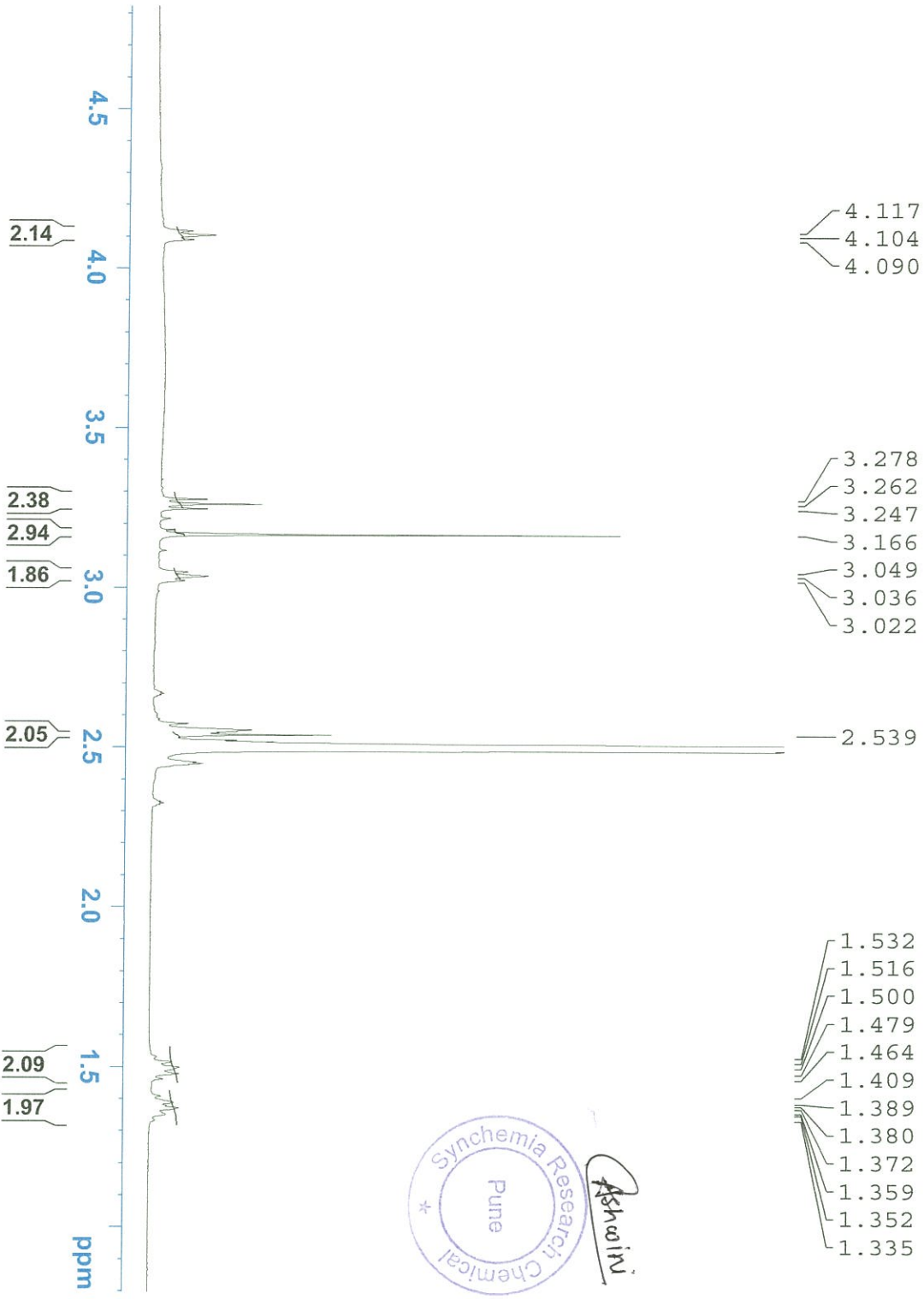


Current Data Parameters
 NAME QC11221206010
 EXPNO 1
 PROCNO 1

F2 - Acquisition Parameters
 Date_ 20221206
 Time 14.59 h
 INSTRUM spect
 PROBHD Z108618_0828 (z930
 PULPROG zg30
 TD 65536
 SOLVENT DMSO
 NS 16
 DS 2
 SWH 8012.820 Hz
 FIDRES 0.244532 Hz
 AQ 4.0894465 sec
 RG 195.98
 DW 62.400 usec
 DE 16.75 usec
 TE 0 K

D1 1.00000000 sec
 TD0 1
 SFO1 400.0904705 MHz
 NUC1 1H
 P0 5.33 usec
 P1 16.00 usec
 PLW1 12.89900017 W

F2 - Processing parameters
 SI 65536
 SF 400.0880050 MHz
 WDW EM
 SSB 0
 LB 0.30 Hz
 GB 0
 PC 1.00



SYNCHEMIA RESEARCH CHEMICALS
SRC-123-PT-114
1H-NMR/DMSO
06-DEC-2022

#	ADDRESS	FREQUENCY		INTENSITY
		[Hz]	[PPM]	
1	27451.3	3115.578	7.7872	0.36
2	27519.0	3107.304	7.7666	0.65
3	27681.0	3087.496	7.7170	0.60
4	27747.7	3079.333	7.6966	0.34
5	31792.5	2584.793	6.4606	2.29
6	39462.1	1647.064	4.1168	0.29
7	39505.4	1641.774	4.1035	0.47
8	39550.3	1636.282	4.0898	0.30
9	42206.9	1311.470	3.2780	0.42
10	42257.8	1305.242	3.2624	0.84
11	42309.5	1298.930	3.2466	0.42
12	42571.9	1266.836	3.1664	3.65
13	42955.1	1219.995	3.0493	0.27
14	42999.1	1214.614	3.0359	0.43
15	43043.0	1209.245	3.0224	0.26
16	44623.5	1016.004	2.5395	1.39
17	47921.1	612.822	1.5317	0.06
18	47973.3	606.429	1.5157	0.18
19	48025.2	600.090	1.4999	0.24
20	48093.4	591.757	1.4791	0.24
21	48143.6	585.610	1.4637	0.11
22	48322.4	563.751	1.4091	0.10
23	48387.6	555.783	1.3892	0.20
24	48418.6	551.984	1.3797	0.14
25	48443.1	548.997	1.3722	0.23
26	48485.4	543.827	1.3593	0.11
27	48510.2	540.788	1.3517	0.14
28	48564.6	534.139	1.3351	0.05

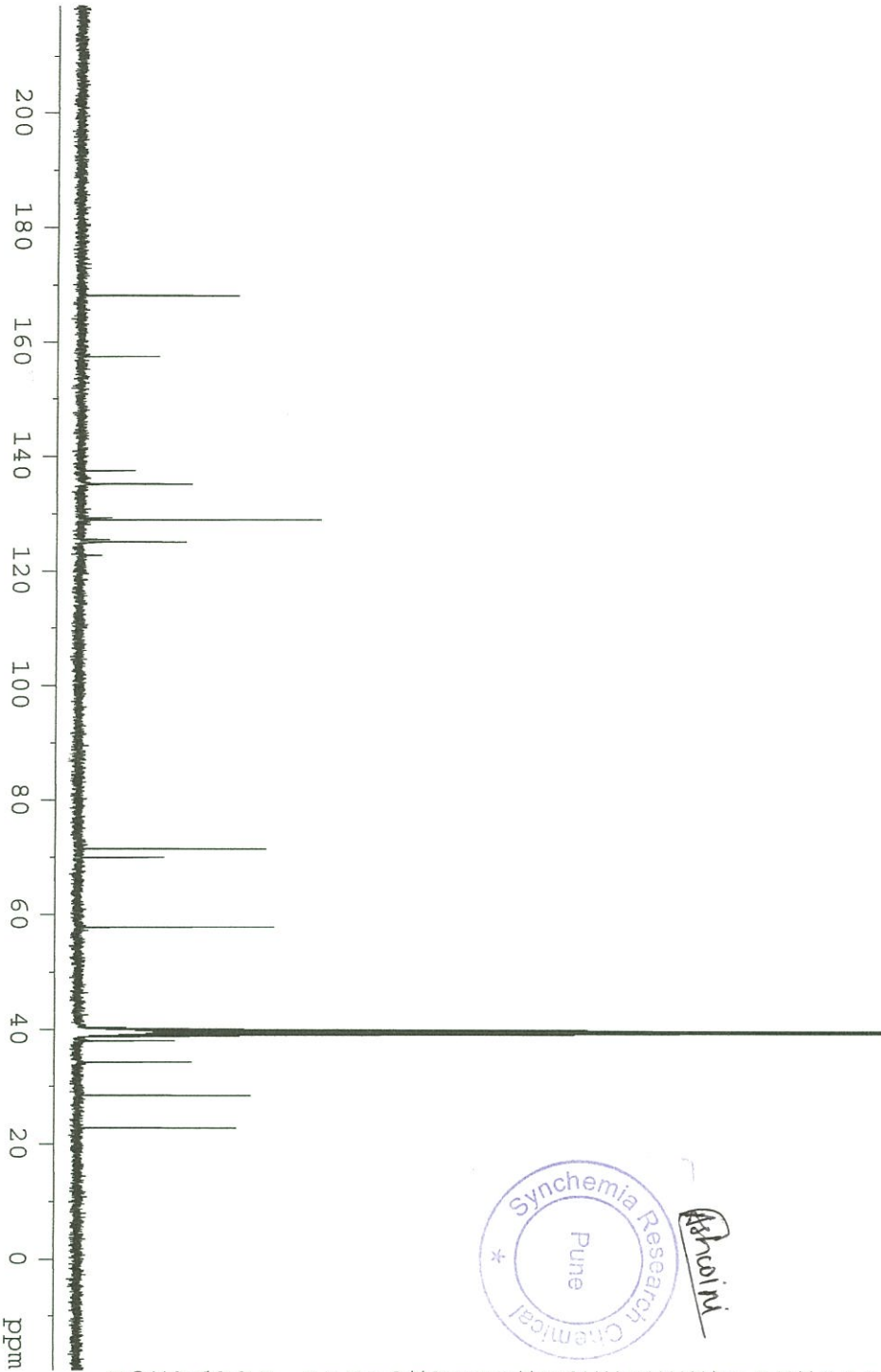
Ashwini





Current Data Parameters
 NAME QC11221219001
 EXPNO 3
 PROCNO 1

168.26
 157.56
 137.60
 135.30
 129.01
 125.18
 71.56
 70.06
 57.89
 40.41
 38.07
 34.38
 28.47
 22.84



F2 - Acquisition Parameters

Date_ 20221220
 Time 10.45 h
 INSTRUM spect
 PROBHD Z108618_0828 (PULPROG zgpg30)
 TD 65536
 SOLVENT DMSO
 NS 512
 DS 4
 SMH 29761.904 Hz
 FIDRES 0.908261 Hz
 AQ 1.1010048 sec
 RG 195.98
 DW 16.800 usec
 DE 6.50 usec
 TE 0 K
 D1 2.00000000 sec
 D11 0.03000000 sec
 TDO 1
 SFO1 100.6122678 MHz
 NUC1 13C
 P0 3.67 usec
 P1 11.00 usec
 PLW1 40.78400040 W
 SFO2 400.0896004 MHz
 NUC2 1H
 CPDPRG [2 waltz65
 PCPD2 90.00 usec
 PLW2 12.89900017 W
 PLW12 0.40766999 W
 PLW13 0.20506001 W



F2 - Processing Parameters

SI 32768
 SF 100.6022368 MHz
 WDW EM
 SSB 0
 LB 1.00 Hz
 GB 0
 PC 1.40



Current Data Parameters
 NAME QC11221219001
 EXPNO 3
 PROCNO 1

168.26
 157.56
 137.60
 135.30
 129.01
 125.18



F2 - Acquisition Parameters

Date_ 20221220
 Time 10.45 h
 INSTRUM spect
 PROBHD Z108618_0828 (
 PULPROG _zgpg30
 TD 65536
 SOLVENT DMSO
 NS 512
 DS 4
 SWH 29761.904 Hz
 FIDRES 0.908261 Hz
 AQ 1.1010048 sec
 RG 195.98
 DW 16.800 usec
 DE 6.50 usec
 TE 0 K
 D1 2.00000000 sec
 D11 0.03000000 sec
 TD0 1
 SF01 100.6122678 MHz
 NUC1 13C
 P0 3.67 usec
 P1 11.00 usec
 PLW1 40.78400040 W
 SF02 400.0896004 MHz
 NUC2 1H
 CPDPRG12 waltz65
 PCPDD2 90.00 usec
 PLW2 12.89900017 W
 PLW12 0.40766999 W
 PLW13 0.20506001 W

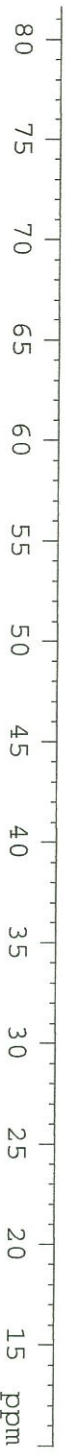
F2 - Processing Parameters

SI 32768
 SF 100.6022368 MHz
 WDW EM
 SSB 0
 LB 1.00 Hz
 GB 0
 PC 1.40



Current Data Parameters
 NAME QC11221219001
 EXPNO 3
 PROCNO 1

71.56
 70.06
 57.89
 40.41
 38.07
 34.38
 28.47
 22.84



Arvind

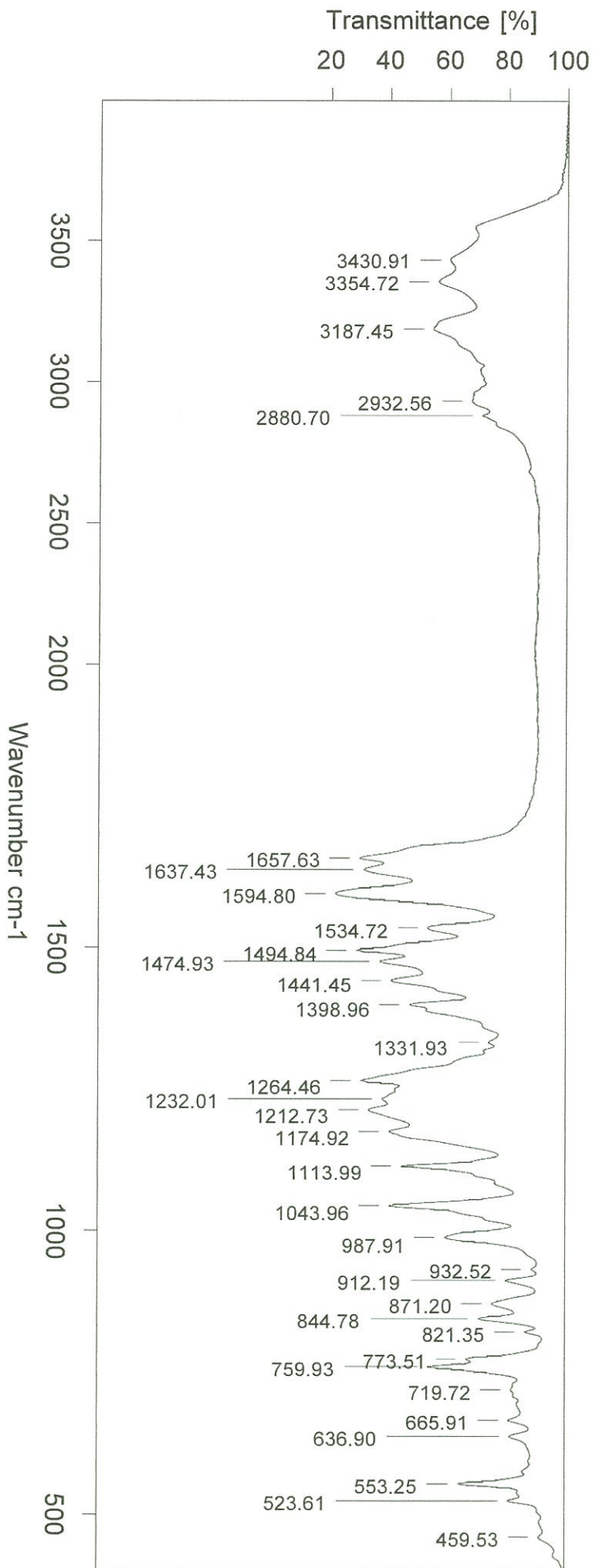
F2 - Acquisition Parameters
 Date_ 20221220
 Time_ 10.45 h
 INSTRUM spect
 PROBHD z108618_0828 (PULPROG zgpg30
 TD 65536
 SOLVENT DMSO
 NS 512
 DS 4
 SWH 29761.904 Hz
 FIDRES 0.908261 Hz
 AQ 1.1010048 sec
 RG 195.98
 DW 16.800 usec
 DE 6.50 usec
 TE 0 K
 D1 2.00000000 sec
 D11 0.03000000 sec
 TD0 1
 SF01 100.6122678 MHz
 NUC1 13C
 P0 3.67 usec
 P1 11.00 usec
 PLW1 40.78400040 W
 SF02 400.0896004 MHz
 NUC2 1H
 CPDPRG [2 waltz65
 PCPD2 90.00 usec
 PLW2 12.89900017 W
 PLW12 0.40766999 W
 PLW13 0.20506001 W

F2 - Processing parameters
 SI 32768
 SF 100.6022368 MHz
 WDW EM
 SSB 0
 LB 1.00 Hz
 GB 0
 PC 1.40

SYNCHEMIA RESEARCH CHEMICALS
SRC-123-PT-114
13C-NMR/DMSO
19-DEC-2022

#	ADDRESS	FREQUENCY		INTENSITY
		[Hz]	[PPM]	
1	8791.6	16926.910	168.2558	1.99
2	9976.2	15850.933	157.5604	1.01
3	12187.6	13842.435	137.5957	0.69
4	12442.2	13611.199	135.2972	1.41
5	13138.2	12979.084	129.0139	3.13
6	13562.5	12593.710	125.1832	1.34
7	19502.3	7198.823	71.5573	2.42
8	19668.0	7048.330	70.0614	1.12
9	21016.3	5823.678	57.8882	2.51
10	22952.7	4064.927	40.4059	0.62
11	23211.8	3829.636	38.0671	1.23
12	23620.7	3458.228	34.3753	1.45
13	24274.5	2864.350	28.4720	2.18
14	24898.5	2297.636	22.8388	2.00





Path/File Name: E:\FTIR DATA\2022\DEC\19\122022\ALR\SRC-123-PT-114

Sample Name: SRC-123-PT-114

Lot No./Batch No: SRC-123-PT-114

Date & Time: 19-DEC-22, 06:02:11 PM

Operator Name: K.Sushma

Sushma


Analysed by:
Date:

Experiment: USP.XPM

Resolution: 4

Sample Scans: 16

Frequency Range: 4000 to 400



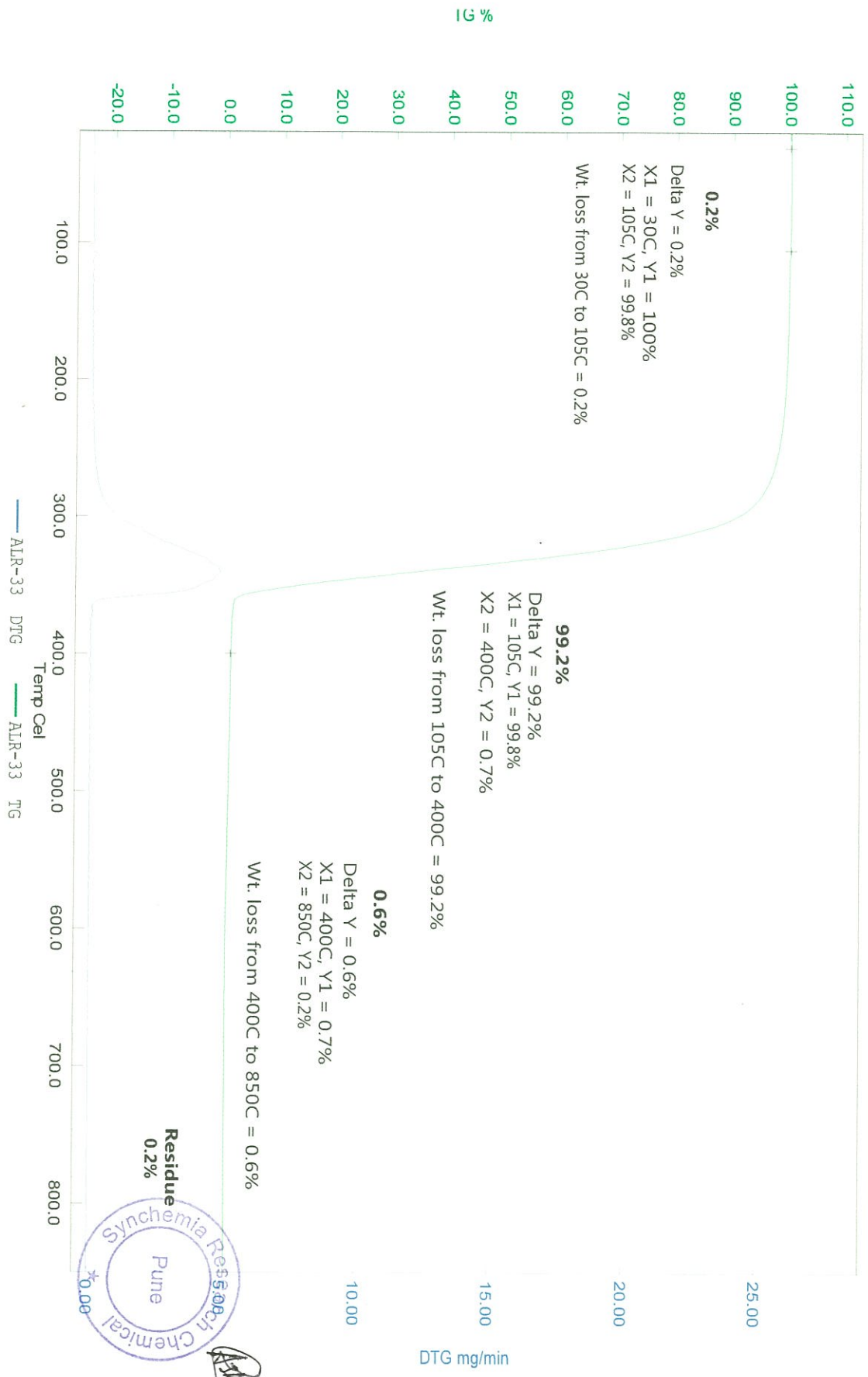
Checked by:
Date:

Ashwini

Module: TGA
 Data Name: ALR-44
 Measurement Date: 06/01/2023
 Sample Name: SRC-123-PT-114
 Sample Weight: 10.125mg
 Reference Name: Pt
 Reference Weight: 0.0000mg

Temperature Program:
 Cel Cel/min min s
 30 850 20 0 0.5

THERMAL ANALYSIS REPORT



Residue
 0.2%
 Synchemia Research Chemical
 Pure
 *0.00

Ashwini